

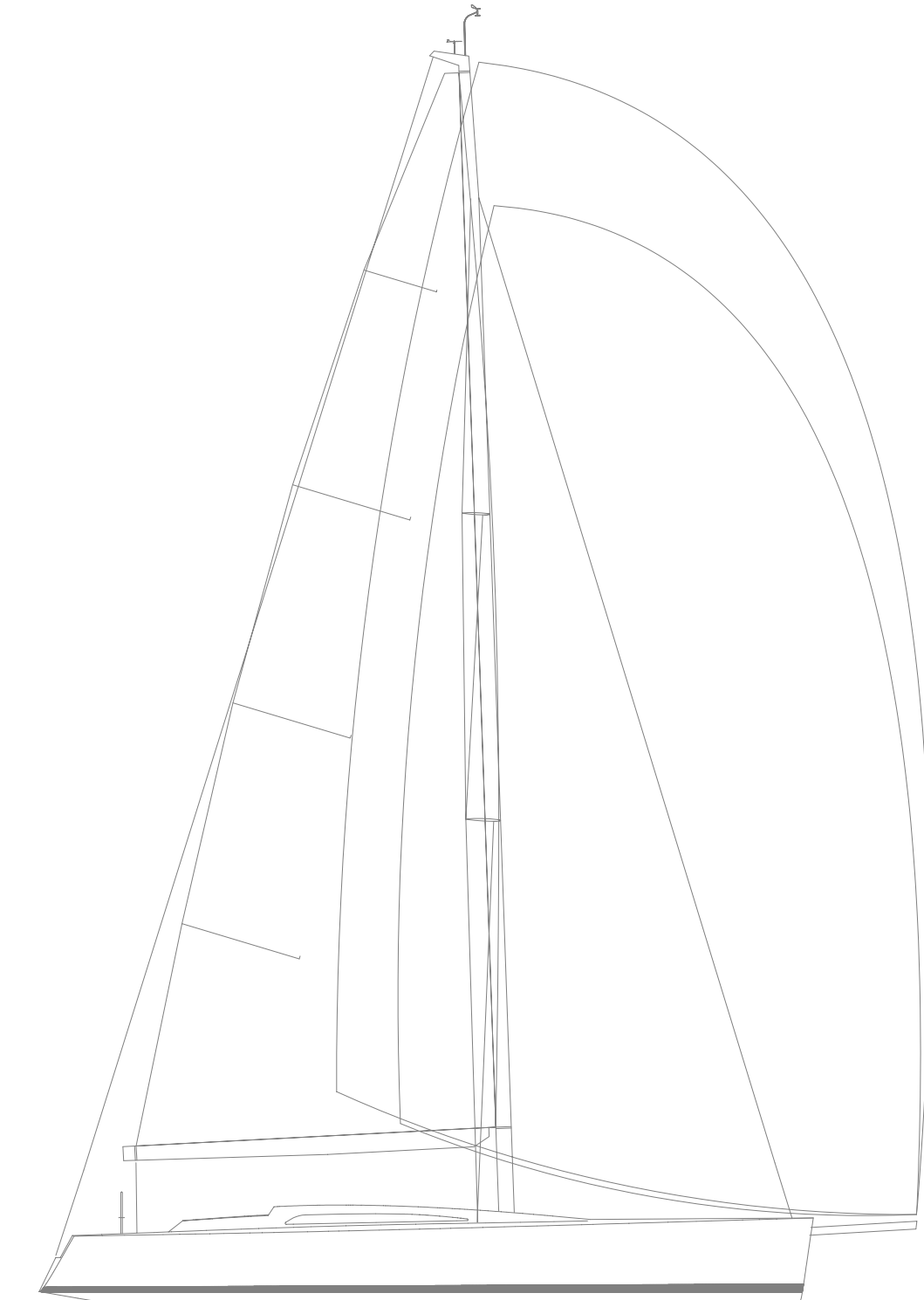


MARTEN YACHTS - MARTEN 49

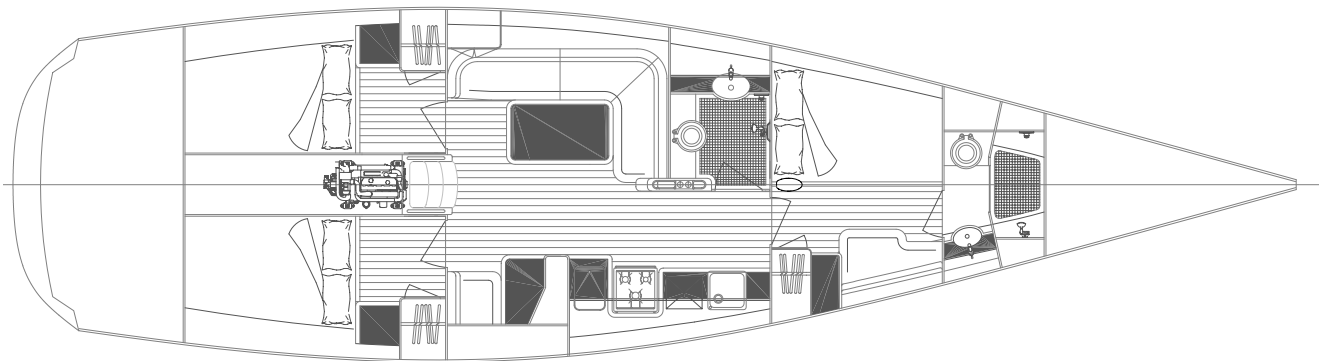
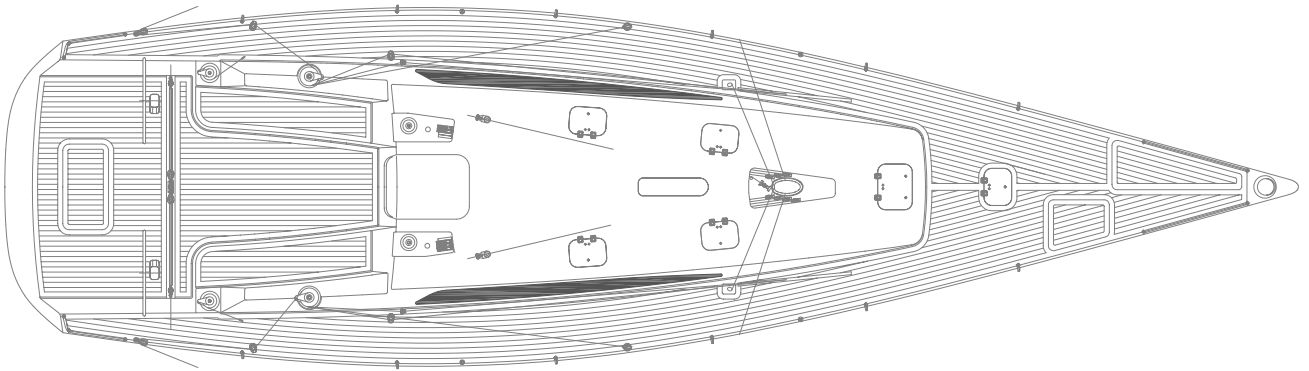




SAIL PLAN



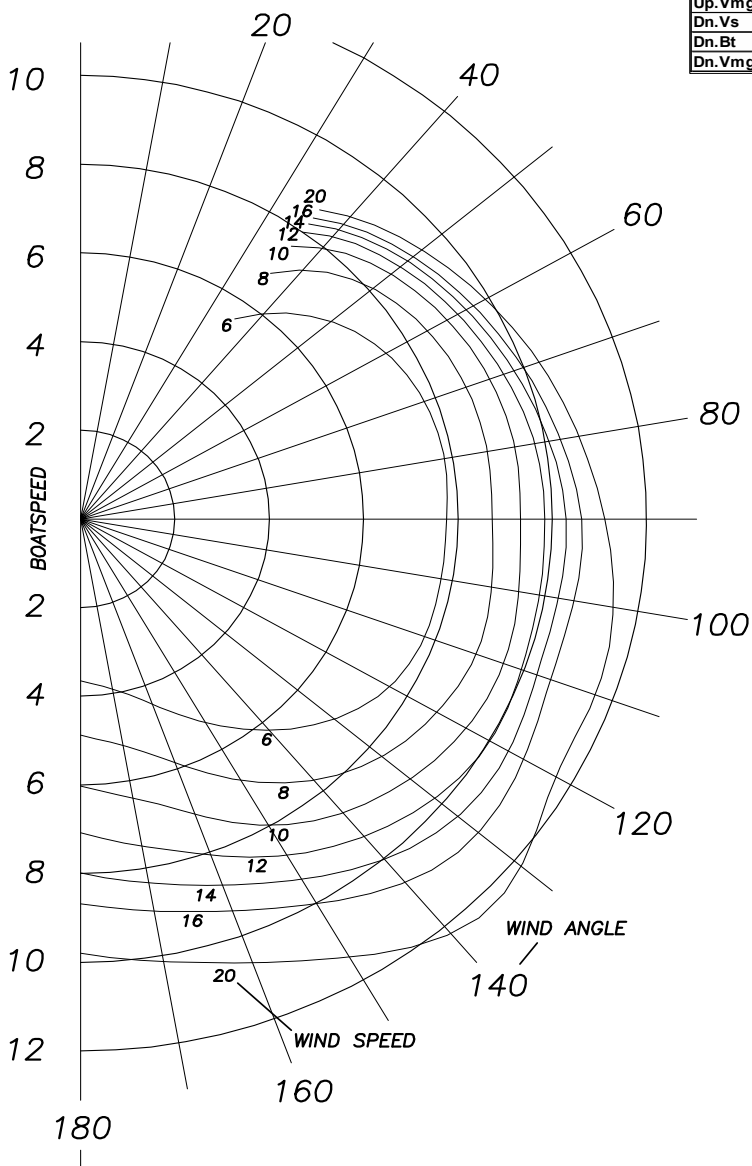
DECK PLAN & INTERIOR GA



POLARS



	6	8	10	12	14	16	20
36	5.57	6.85	7.59	7.99	8.23	8.39	8.62
40	6.04	7.32	7.97	8.31	8.52	8.67	8.90
45	6.53	7.77	8.32	8.61	8.81	8.96	9.19
52	7.06	8.19	8.67	8.94	9.13	9.29	9.54
60	7.48	8.49	8.98	9.24	9.44	9.62	9.91
70	7.75	8.70	9.23	9.54	9.78	9.99	10.34
75	7.81	8.74	9.31	9.68	9.94	10.16	10.54
80	7.83	8.76	9.35	9.78	10.08	10.33	10.73
90	7.76	8.73	9.32	9.84	10.29	10.62	11.12
110	7.76	8.92	9.55	9.95	10.29	10.60	11.62
120	7.57	8.72	9.44	10.03	10.48	10.85	11.63
135	6.65	8.05	8.91	9.59	10.28	10.93	12.35
150	5.31	6.81	7.98	8.76	9.38	10.02	11.41
165	4.12	5.46	6.68	7.75	8.55	9.17	10.36
180	3.65	4.87	6.02	7.08	7.99	8.68	9.79
Up.Vs	6.25	7.31	7.70	7.91	8.05	8.17	8.36
Up.Bt	42.1	39.9	37.0	35.1	34.0	33.5	33.1
Up.Vmg	4.64	5.61	6.15	6.47	6.67	6.82	7.01
Dn.Vs	6.17	7.33	7.98	8.49	8.66	9.12	10.32
Dn.Bt	140.6	144.7	150.2	154.1	162.5	166.5	166.3
Dn.Vmg	4.77	5.98	6.92	7.64	8.26	8.87	10.03



SPECIFICATIONS INCLUDING OPTIONS



STANDARD SPECIFICATIONS

Designer:	Reichel Pugh Yacht Design	
Length Overall:	15m	49.21ft
Length Waterline:	13.53m	44.4ft
Beam:	4.17m	13.68ft
Ballast:	3,413kg	7,524lb
Displacement (sailing):	11,229kg	24,755lb
Displacement (lightship):	9,500kg	20,943lb
Draft (keel down):	3.6m	11.81ft
Draft (keel up):	2.1m	6.89 ft

DESIGN

Classification

The yacht is built in accordance with the European CE-Certification and meets the requirements of the CE-directive 94/25/CE for recreational crafts. These rules require a certain minimum standard of hull and deck strength, structural bulkheads and stringer, keel and rudder and their attachment to the hull, safety and stability, engine installation, gas installation, sea cocks, manuals and documentation of all major installations.

STRUCTURE

Hull Construction

Construction is carbon fibre SPRINT build system with CoreCell foam cores. Reinforced at high stress areas with carbon fibre.

Internal Structure

Bulkheads, structural frames, longitudinals, and centre case are constructed from carbon SPRINT materials with CoreCell foam core.

Chainplates

Carbon fibre chain plates built into the hull laminate.

PAINTING

Hull Paint

The hull and deck are painted in a high quality 2 pack polyurethane coating to a standard range of light colours. The boot top stripe is also painted with 2 pack polyurethane and the underwater area with international 'long life' antifouling.

Cabin Top, Deck and Cockpit Paint

Painted with 2 pack polyurethane coating to a standard range of light colours with medium grip non-skid on all horizontal surfaces.

Joinery Finish

All interior joinery is finished with 2 pack semi gloss polyurethane clear coating.

INTERIOR

General

The interior is lightweight veneer finished with English Tawa. All joinery is built and finished to Marten Yachts high quality finish. All doors are of aluminium honeycomb core with veneer surface. The modern interior is constructed using a mix of painted surfaces with timber veneers. There are handrails throughout with fabric-covered headliners.

Forward Master Cabin (cruising option)

Large wardrobe with hanger space and storage unit, side sofa seat, double berth 200 x 140cm with storage beneath.

Master Cabin Head / Vanity (cruising option)

There is a separate toilet / shower area with hand basin and vanity units forward of the master cabin.

Main Head / Shower

Including manual pump toilet, moulded GRP sink, paper holder, mixer tap for hot / cold pressurised water, soap and cup holder, towel hooks, front opening lockers with mirrors, electric bilge pump and one opening hatch in the deck.

Aft Cabins (cruising option)

The yacht has two aft cabins. Both aft cabins have a large double berth with a wardrobe incorporating a shelf above and a bedside unit. An opening cockpit port light is also fitted in each cabin.

Saloon

Curved sofa and dining table with storage under cushions, which doubles as a sea berth with a lee cloth addition. The saloon has a large central dinette table. A utility locker is positioned to port. Main companionway steps contoured for ease of use.

Navigation and Chart Table

Navigation seat and chart table area with overhead display units for electronics to be fitted in. Electrical switchboard with fuses etc. - see "Electrical System". Provision for owner selected electronics.

Galley

Large galley has a hard wearing acrylic solid surface veneer with a built-in three burner gas stove and oven, a 50 litre front opened refrigerator and a 75 litre top opening freezer operating with a 12v cooling unit. A stainless steel sink, mixer tap for hot / cold

SPECIFICATIONS INCLUDING OPTIONS



pressurised water and separate saltwater tap with foot pump, 4 x drawers 30cm wide and an upper overhead cabinet for galley equipment / food storage.

INTERIOR FITOUT

Interior Hardware

Interior taps, shower fittings and door fittings are 'Ideal Standard' and Dalco or similar.

Interior Appliances

Three burner gimbaled gas stove with oven.

Floorboards

Floorboards are plywood construction with teak surfaces and are finished to Marten Yachts high quality standard.

Upholstery

Cushions are made from multi density layers of foam. Upholstery fabric is 'Macro suede' or similar material.

EXTERIOR FITOUT

Deck Fittings

4 x mooring cleats, 12 x 600mm stanchions in bases, 2 x aft pushpits integrating flag holder and stern nav light, bow rails with separate red / green nav lights, double 1 x 19 wire lifelines with turnbuckles and forestay chainplate with attachment for headsails.

Deck Hardware

Teak toe rail forward of the mast, 2 x 500cm Genoa tracks with 2 adjustable Genoa cars and 2500mm mainsheet traveller track and car.

Pad Eyes

Pad eyes for holding and securing spare halyards. Spin guy blocks, spin sheets, barber hauler and pole down haul blocks.

Deck Gear

Spinlock or similar jammers for halyards, reef and control lines. Trim lines, mainsheet and halyards led under deck to winches. All blocks are ball bearing.

Winches

Primaries: 2 x Harken B 56.3 STA or similar.
Secondaries: 2 x Harken B 48.2 STA or similar.
Halyards: 2 x Harken B 48.2 STA or similar (1 electric).

Handles: 2 x double handles with lock.
2 x single handles with lock.

Deck Hatches

All cabin top hatches are Marten carbon flush fitting with polycarbonate lids. Hatches into lazarette, forepeak and anchor locker are Marten carbon flush hatches with teak deck or painted finish.

Windows / Hatches/ Lockers

2 x opening port lights in cockpit, one large plexiglass sliding companionway hatch with plexiglass washboards.

1 x large hinged aft lazarette flush hatch in cockpit floor.

2 x plexiglass saloon windows set flush into the cabin top.

Teak Decking (option)

Nominal 7mm Teak laid deck on cockpit seats, cockpit floor, side and foredeck.

Forepeak

Sail storage locker in the foredeck with flush composite hatch lid. Self-draining anchor locker with hinged flush composite hatch lids.

Helm Station

2 x compass on top of the steering pedestals.

Lazarette (option)

Transom door for swim platform or for access to lazarette stowage for 2m tender.

Spray Hood (option)

Foldaway spray hood with stainless steel tube frame is positioned at the main companionway hatch.

Cockpit Table (option)

Removable cockpit table with central bar for food / drinks and storage.

ELECTRICAL SYSTEMS

Electrical System

Main switch boards - one for navigation equipment and for the yacht's service facilities and another for shore / generator powered system, containing fuses, switches with indication diodes, and digital readouts for amp, voltage and tank volumes.

2 main switches.

1 x 185 ampH Gel Battery for engine.

2 x 185 ampH Gel Batteries for service / electronics.

Engine based 80 ampH / 12V alternator and a shore powered battery charger 220V - 12V / 25amp. Switchboard mounted breakers for hot water, accommodation power and battery charger and 220V sockets in each cabin and in the galley.

SPECIFICATIONS INCLUDING OPTIONS



Shore Power

Shore power socket is located aft. There are circuit breakers on shore supply, 10m shore power cable with standard plugs.

Lighting

Halogen spot lighting integrated into the headliner throughout the yacht. Halogen spot reading lights in main cabin as well as by each berth. Halogen spotlight on a flexible arm by the nav station.

Forward deck floodlight and compass light.
Red and green nav lights.
Steaming nav light. Stern nav light.
Windex light or anchor light.

Electronics

The yard and the owner will develop the final electronic package to be supplied at the owners cost. For the purpose of this specification it is assumed that the yard will be responsible, and has allowed for the installation only of the following electronic equipment:

Entertainment Equipment - CD/DVD Player.
Communications Equipment - VHF.
Instrumentation - B&G race pack or similar, Halcyon compass.
Navigation Equipment - GPS.
Owner Supplied Safety Equipment - EPIRB.

ENGINEERING & SYSTEMS

Engine

The insulated engine box is situated beneath the companionway stairs and between the aft cabins. 75hp, 4 cyl, Yanmar 4JH 2-HTE diesel engine with leg drive and Briski 18" 2 blade folding propeller. Engine instrument panel including RPM meter, acoustic alarm for oil pressure and cooling water temperature is fitted near the helm station. Throttle control is at the helm station.

Steering

Twin wheel steering, carbon 1050mm diameter wheels wire steering and composite quadrant. A spare alloy emergency tiller is provided.

Diesel Tank

Stainless steel diesel tank 170 litre capacity with shut off valve, baffles, water separator and deck fill cap. Tank volume capacity is displayed at the nav station.

Fresh Water System

Hot and cold pressurised water. Water tanks with total capacity of 430 litres with deck fill caps and

vents. Tank volume capacity is displayed at the nav station. A 21 litre hot water tank heated by either the main engine or shore power.

Black Water System

75 litre polypropylene holding tank for waste of the 2 toilets with electric pump for tank discharge or direct overboard diversion.

Anchor Equipment (optional)

Anchor rope / chain windlass with foot switch on foredeck.

20m 8mm galvanised anchor chain.
65m 14mm Nylon anchor warp.
16kg Delta anchor, carbon fold out anchor arm is also available.

Pumps

2 x manual bilge pumps, one in the cockpit leading from the central keel sump, the second mounted in the saloon.

3 x separate electric' automatic bilge pumps are fitted in the lazarette, forepeak and keel area.
2 x separate electrical pumps are installed for draining the shower sumps.

Fire Extinguishers

5 x fire extinguishers are fitted. 3 x 1kg powder fitted, one in each cabin locker, 2kg CO2 under nav station seat and 1kg dry powder in the lazarette.

SAILING SYSTEMS

Lifting Keel

Lifting keel is raised and lowered with a hydraulic lifting ram and dedicated hydraulic powered pump.

Rudder

The rudderstock is laminated with Carbon fibre with a composite blade. Rudder bearings are JP3.

Mast

Carbon double swept back spreader, tapered mast. Rod rigging.
Windex with light, steaming light.
2 x masthead halyards.
Twin groove foil system on the forestay.

Boom

Carbon fibre with 2 x internal reefing lines and outhaul, integrated attachments for mainsheet blocks and boom vang.

SPECIFICATIONS INCLUDING OPTIONS



Bow Prod (option)

A Carbon fibre retractable bow prod can be fitted to the bow for the gennaker.

Rig Systems

The backstay is adjusted with a hydraulic hand pump. Mechanical adjustable vang via control line led to the cockpit. All sail adjustment lines are lead aft to the cockpit.

Standing Rigging

Discontinuous rod rigging, rod forestay and rod permanent backstay. Turnbuckles for top shrouds and intermediates are all of easy adjustable racing quality.

Running Rigging

Mainsheet - Spectra
Mainsheet car control lines - Spectra
Genoa sheets - Spectra
Genoa car control lines - Spectra
Cunningham - Polyester
Main sail halyard - Spectra
Spinnaker halyard - Spectra
Genoa halyard - Spectra
Topping lift - Spectra
4 x moorings 15m - Polyester
4 x fenders with lanyards

Sail Suggestions (owner supplied)

Mainsail 85m²
108% jib 59m²
95% jib 52m²
Masthead Gennaker 280m²
Fractional Gennaker 248m²

All care is taken to ensure the accuracy of this brochure at the time of publication. These specifications describe the standard boat and some options. Not all items described are included on the standard boat. Specification, options, representations and prices may change without notice. Marten Yachts reserve the right to vary these specifications and to make substitutions as a result of new or alternate products, changes in technical information and developments in production techniques. Please contact your Marten Yachts agent prior to placing an order to ascertain current information on technical and design specifications, options, representations and prices. Published. June 2006.