

WESTERLY CENTAUR

Produced by Westerly Marine—Designed by *Laurent Giles*






Spacious... Handsome... Fast... Twin Keeler

WESTERLY CENTAUR

A rugged, seaworthy, spacious and handsome boat in which you can cruise in extreme comfort, Laurent Giles, has designed a winner in the exciting new Centaur. With her long waterline she is fast, goes well to windward, is easily handled and responsive to the tiller—and with a flared 'knuckle' bow gives dry, comfortable sailing. She will heave-to and her twin keels allow her to dry out with the tide or sail in shallow waters. Her self-draining cockpit is deep and long with a lifting tiller. Her beam allows for wide side decks giving easy access forward where there is plenty of room for handling sails.


Down below, Centaur is gay, colourful and airy (and enormous!)—a delight for families to be aboard both at sea and in harbour. Full standing headroom, grab stanchions, six berths including the popular dinette arrangement and foam backed, vinyl headliner to help prevent condensation. Wives will love the choice of attractive foam upholstery colors and will enthuse over the ample stowage space all around. Ventilation in the enclosed head is ensured by an opening port and the cabins are separated by a central bulkhead door near which, is a good hanging locker. A compact galley makes cooking a real pleasure aboard Centaur and comprises sink, with piped fresh water from the stainless steel tank, stove, ice-box and general stowage space for plates and food. The forward cabin gives guests or children their own sleeping quarters. Skippers will like the chart stowage—you use the dinette as a chart table—as well as the well-fitted lighting system and choice of diesel or petrol engine. The use of modern materials and equipment ensure minimum maintenance and thus more sailing time and of course each Centaur has the coveted Lloyd's certificate. A general word on quality—





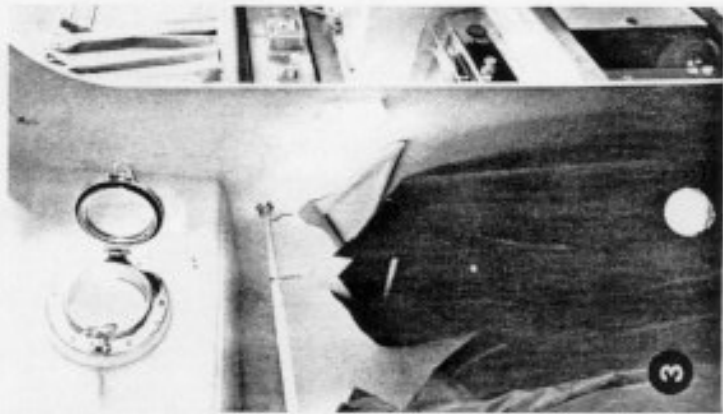



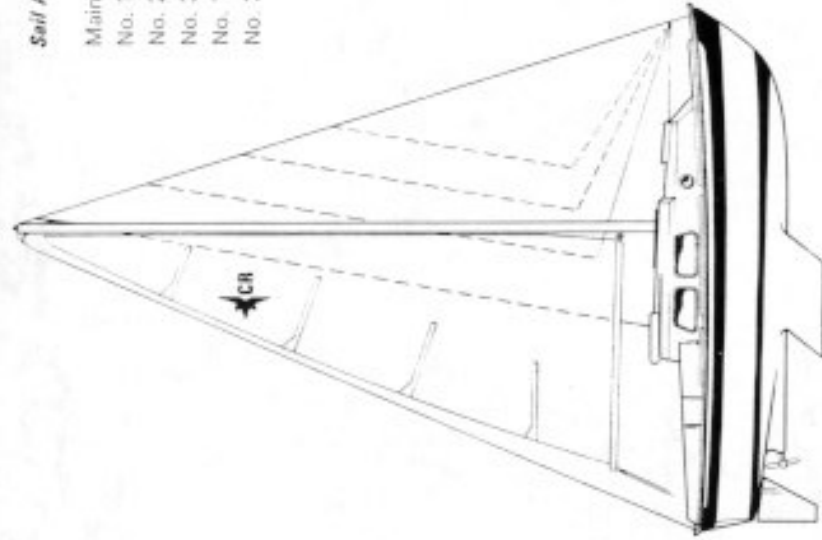
Westerly Marine's products have high standards to maintain—the sort that enables the Westerly Cirrus to win 'One of a Kind' consumer tests (Yachting World 1968).

Westerly design is directed relentlessly towards quality—in performance, in fittings, in finish. It will show in your boat when you get her, or as you sail her; and the price you get if you ever want to sell her.

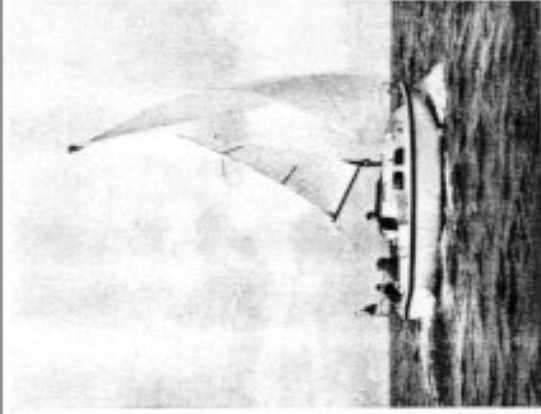


1. The dinette as a double berth.
2. Eye level windows over four-seater dinette.
3. Hanging locker between the two cabins.
4. Enclosed marine W.C., well ventilated.
5. The light and airy main cabin.
6. Two quarter berths in main cabin.

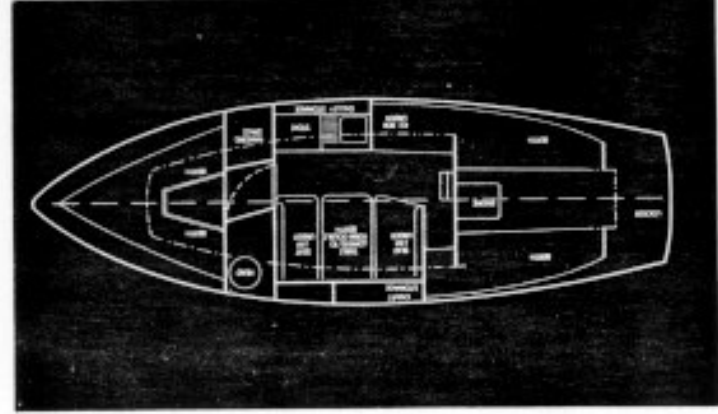







Sail Area	sq. ft.	sq. metres
Mainsail	161	15.0
No. 1 Jib	133	12.4
No. 2 Jib	80	7.5
No. 3 Jib	45	4.2
No. 1 Genoa	240	22.3
No. 2 Genoa	180	16.9



1. Looking down on the large cockpit.
2. The icebox is under a comfortable seat.
3. Curtain rails over the vinyl headliner.
4. Full size chart stowage at head of port quarter berth.



Westerly Marine Construction Limited
 Aysgarth Road, Waterlooville, Portsmouth
 Hampshire, England PO7 7UF
 Telephone: Waterlooville 51231

WESTERLY MARINE

SPECIFICATIONS

Length overall 26' 8.0m.
 Length waterline 21' 4" 6.6m.
 Beam 8' 5" 2.6m.
 Draft 3' 0.9m.
 Scale weight 6150 lbs. 2800 kg.
 Ballast (Iron) 2800 lbs. 1270 kg.
 Standing Rigging: Stainless steel $\frac{1}{4}$ " circum-
 ference 1 x 19 swaged ends.
 Blocks: Stainless steel strapped Tufnol.

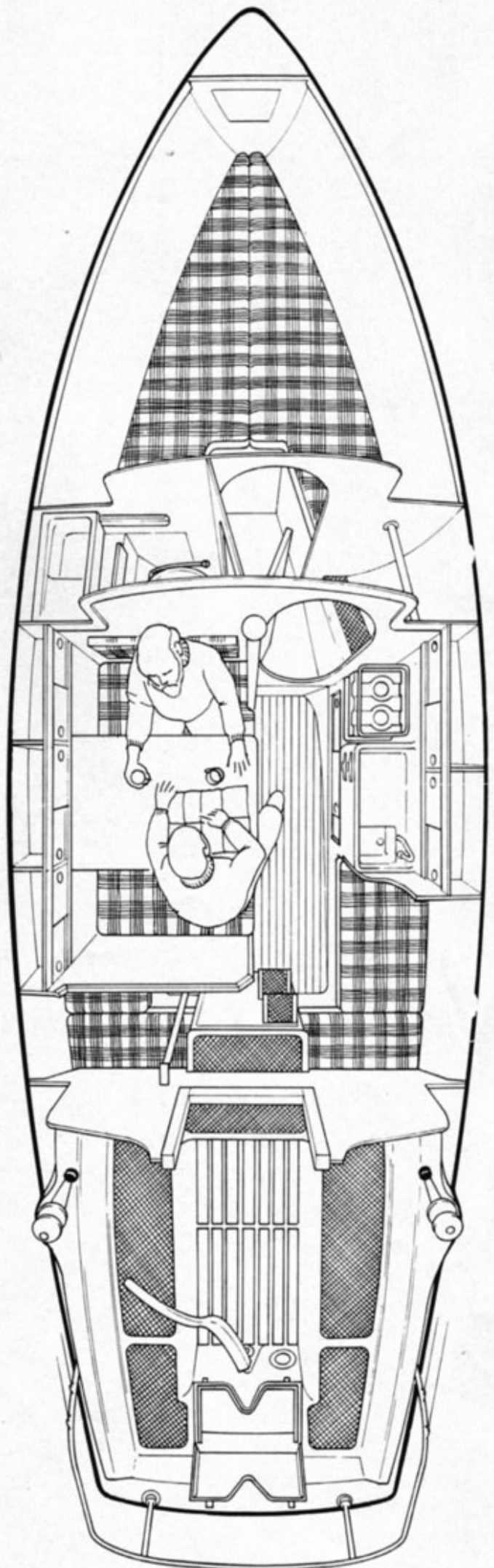
Terylene Running Rigging:

$1\frac{1}{4}$ " circumference 3-strand halyards.
 $\frac{3}{4}$ " circumference 3-strand lifts.
 $1\frac{1}{4}$ " circumference plaited mainsheets.
 $1\frac{1}{4}$ " circumference plaited jib sheets.
 Spars: Anodised alloy.
 Seacocks: Marine bronze.
 Deck Fittings: Stainless steel or coated
 marine bronze.
 Wooden Trim: Teak or teak faced ply.
 (Thames Measurement 6 tons)

The Company is always seeking improvements and reserves the right to change the specification without prior notice.

CHOICE OF CABIN LAYOUTS . . .

Layout A - six berths. The saloon has a dinette with athwartship seats and the table lowers to make a double berth.



SPECIFICATION

Length, overall	28' 0"	7.9 m
Length, waterline	21' 4"	6.5 m
Beam	8' 5"	2.6 m
Draft	3' 0"	0.9 m
Displacement	6700 lbs	3039 kg
Ballast weight	2800 lbs	1270 kg
Thomas measurement	6.65 tons	
Mainsail	161 sq ft	15.0 sq m
No. 1 genoa	223 sq ft	20.8 sq m
No. 2 genoa	182 sq ft	16.9 sq m
No. 1 jib	133 sq ft	12.4 sq m
No. 2 jib	80 sq ft	7.5 sq m
No. 3 jib	45 sq ft	4.2 sq m

Standard rigging

1/4" (5 mm) diameter stainless steel 1 = 19, swaged ends.

Halyards, pre-stretched Tenylene, sheets and lifts Tenylene.

Anodised aluminum alloy.

Mast and spars

Sparcoks and

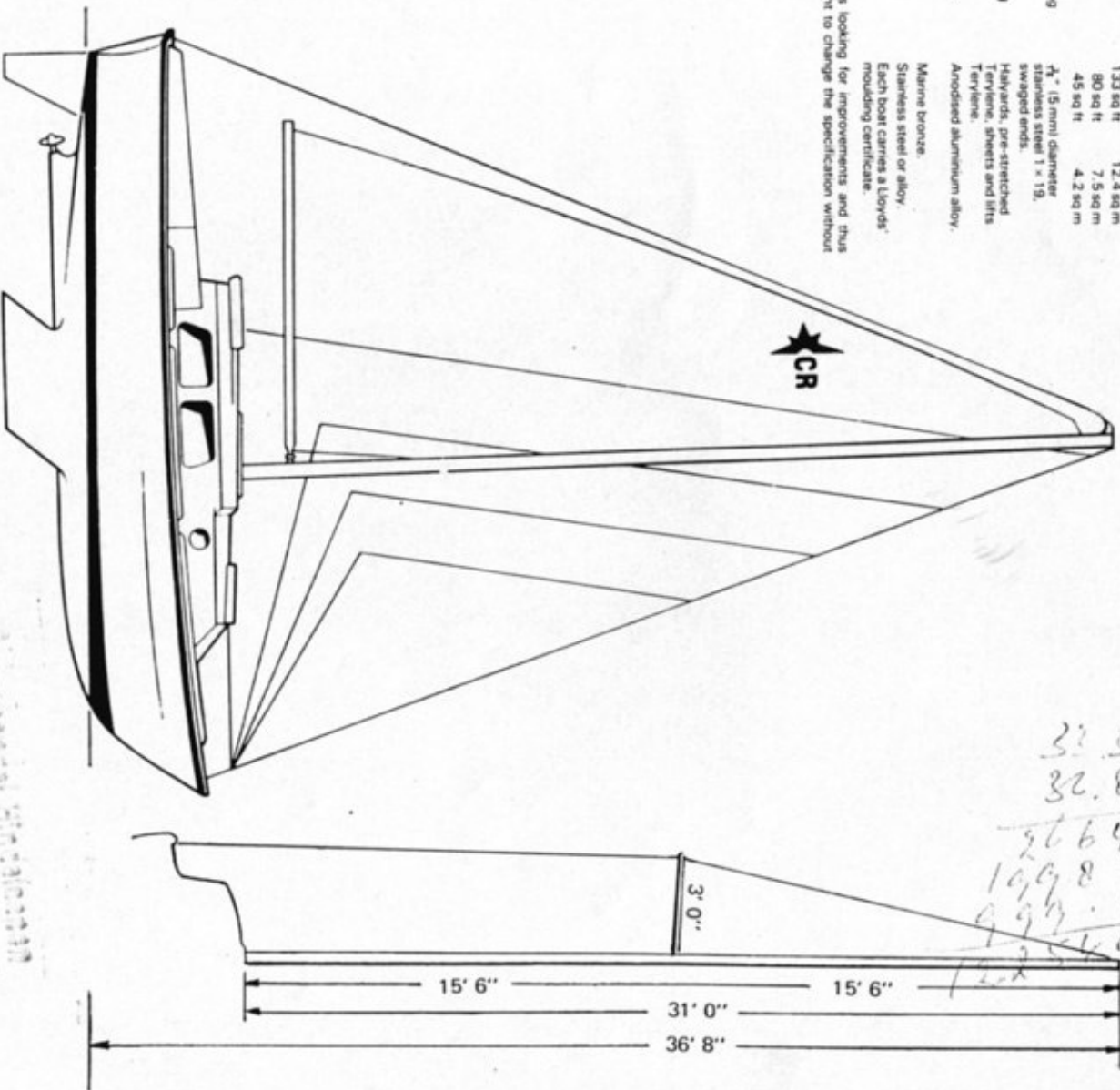
slat fittings

Deck fittings

Construction

We are always looking for improvements and thus reserve the right to change the specification without prior notice.

Marine bronze. Stainless steel or alloy. Each boat carries a Lloyd's moulding certificate.



WESTERLY MARINE CONSTRUCTION LIMITED

Aysgarth Road · Waterlooville · Portsmouth PO7 7UF · England

Telephone: Waterlooville (07014) 54511 Telex: 863328



1988
1979